




# Welcome to Dosbarth Ceiriog



YEAR 6





Welcome

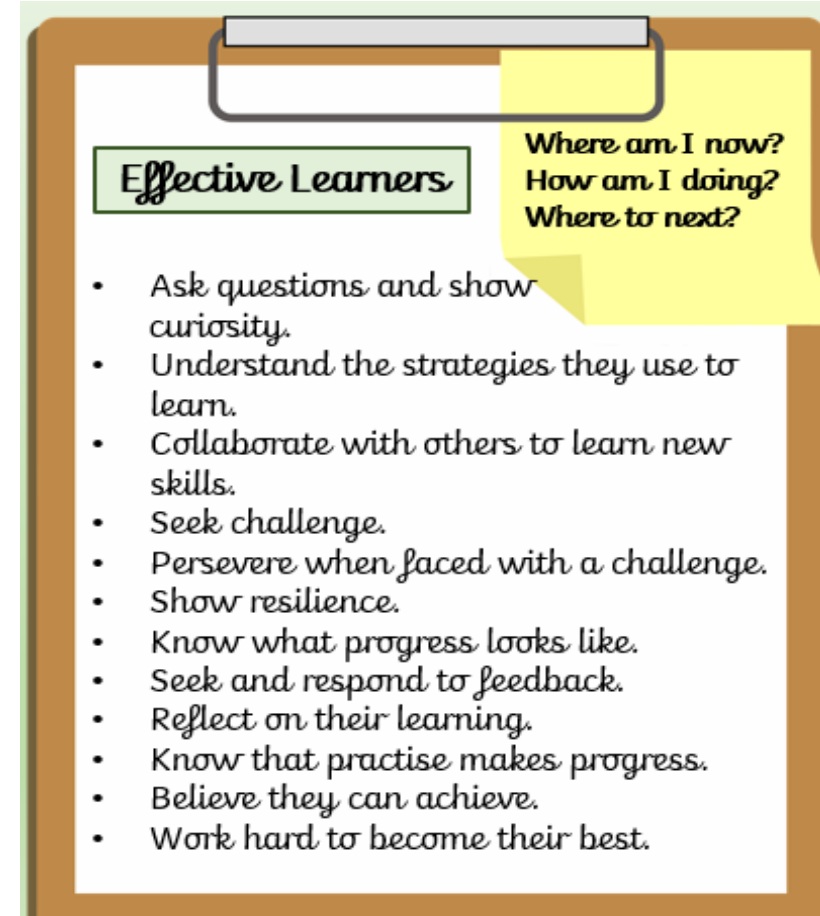
My name is Mr Wyeth and I am really looking forward to being your class teacher this year.

I hope that your time in Dosbarth Ceiriog will not only be a happy one, but also a huge success. To help get you ready to learn and make the most out of each school day, here is a short guide, for you and your parents, to being a successful learner in Year 2 and 3.

## How to be an effective learner in Year 2 and 3:

### Children who are ready to learn...

- Usually have had a good night's sleep.
- Have eaten breakfast and had a drink before school starts.
- Are feeling fit and well, or their teacher knows if they are a little under the weather. Just pop a note on Seesaw to let me know.
- Are happy to come into school. Please let me know if they've had 'one of those mornings'. We all get them from time to time and it helps us to help you and your child if we know it's not been the best of starts!



**Effective Learners**

*Where am I now?  
How am I doing?  
Where to next?*

- Ask questions and show curiosity.
- Understand the strategies they use to learn.
- Collaborate with others to learn new skills.
- Seek challenge.
- Persevere when faced with a challenge.
- Show resilience.
- Know what progress looks like.
- Seek and respond to feedback.
- Reflect on their learning.
- Know that practise makes progress.
- Believe they can achieve.
- Work hard to become their best.

- Use Sant Dunawd's Super Powers to develop learning skills



# Sant Dunawd's Super Learning Powers



# Saint Dunawd's Superpowers



## **We are curious.**

Ask lots of questions.

Keen to find out the answers to my wonders.

Enjoy discovering and exploring new things by noticing, thinking of possible reasons and extending by asking 'What might happen if...?'.  
POW!



## **We collaborate.**

Work well with a learning partner or in a group.

Support or accept support from a learning partner.

Listen and respond to others.

Share ideas.

Compromise when necessary to get the best out of everyone.

Value the importance of teamwork.



## **We persevere.**

Keep going when I am faced with a challenge and don't give up.

Always give 100% and learn from my mistakes.

Believe that my effort is what matters most.

When I am stuck, I can use different strategies to get 'unstuck'.



## **We are resilient.**

Think positively and use positive words.

Try not to dwell on things that I can't change or do anything about.

Learn from my mistakes and the mistakes of others.

Adapt quickly to new situations.

'Bounce back' when things don't go to plan.

Know that I can overcome challenges because I see them as temporary.

Manage distractions.

Enjoy humour and can laugh at myself.



## **We reflect.**

Consider what I have done well and what I can improve.

Think about the ways in which I learn.

Seek and respond to feedback.

Try different strategies when I'm not making progress.



## How to manage your emotions:

- Talk to a friend / adult that you can trust
- Write a note and pop it in the class worry box
- Tell an adult if you feel unsafe or anxious
- Take your time
- Breathe slowly
- Know that emotions are normal
- Learn the names of different types of emotions
- Stay positive
- Keep a diary
- Know that sometimes things are challenging
- Be brave and try new things
- Do something fun when you feel low, e.g. dance!

## How to ensure that your voice is heard in Year 2 and 3:

- Speak clearly and confidently
- Put your hand up to share your ideas
- Design your own assemblies about things happening in the news to share with the class
- Learn to justify your opinions, it doesn't matter if they're different
- Give your ideas for new topics



# The School Day



- ❖ Our school day begins at **8:55am** however the gates are open from 8:45am. Those children wishing to arrive to school before 8:55am have the opportunity to complete 'Morning Maths' or 'Early English' tasks in class.
- ❖ We have a whole school assembly at **2.35pm** on a Monday, Wednesday and Thursday. On a Tuesday we have a class assembly and on a Friday it is our Celebration Service.
- ❖ We have a morning break at **10:30am**. Children are able to bring a healthy snack from home to have during this time. Large bags of crisps, chocolate and sweets are not classed as healthy snacks. [Healthier snacks - Food facts - Healthier Families - NHS \(www.nhs.uk\)](#) We try to go outside as much as possible, so please make sure your child has a coat in school in case it rains.
- ❖ Lunch time is from **11:55am – 12:50pm**. Please make sure that if your child is having a school lunch, it has been pre-ordered using the online booking system.
- ❖ The school day ends at **3:10pm**.

# Being Organised...

- ❖ Remember to bring your water bottle every day (don't forget to take it home to wash it each night).
- ❖ Bring everything you need for the day into the classroom when you arrive at school in the morning.
- ❖ You will have all the equipment you need provided in your classroom, but if you would also like to bring your own felts or coloured pencils you can leave them at your place.
- ❖ Check the 'going home tray' for any letters/forms that you may need to take home.

## PE Kits

**PE is on a Tuesday**

You will need to come to school in your PE kit on Friday.

**PE kit:**

- white T-shirt or House T-shirt (red, green or blue)
- black shorts
- white/grey socks
- trainers for outdoor activities
- black joggings bottoms or leggings and zip up tops may be worn in cold weather.

## Reading Books & Diaries

Reading books will be sent home on a **Monday** and they should be returned on a **Friday**. If your child is in a phonics group they will be issued with a Read Write Inc. Book Bag Book. The book that they bring home will be linked to their school phonics sessions so please try and read these books with your child daily. When your child has completed our phonics scheme, they will be issued with a book from our reading scheme, as the books get bigger you might find that it takes your child longer than a week to read it.







# Learning Partners

Each week you will be given the chance to work with a new Learning Partner.

Learning Partners are great because you get the chance to work with and learn from everyone in the class throughout the year. It is important to learn how to be a successful learning partner.

Here are some top tips:

- Let your partner share his or her views
- Think about what your partner is saying
- Look at your partner when they are talking
- Show an interest in your partner's ideas/work
- Don't let other people/things distract you
- Stay focused and keep on task
- If you think your partner's ideas are more interesting, be prepared to 'let go' of some of your own ideas
- Try to be clear
- Say more than one or two words!
- Try not to be bossy when putting your ideas across




# Homework

We understand that family time is precious and that children need a break when they get home from a busy day in school. We believe that 'little and often' is the most beneficial approach to homework for children at this age.

- 1) **Daily Reading** - Any form of reading is good for a child, not just their school book. If they are reluctant to read their school book, take it in turns. You read a page, they read a page. Encourage them to read at every opportunity - the newspaper, signs and adverts, comics and magazines.
- 2) **TTRS** – Times table practice is set weekly on a Friday. Children will have 10 minutes to complete by Thursday the following week.
- 3) **Spellings** – Children will have a list of words on a Friday to practice for a quiz on the following Friday.
- 4) **Independent Research** – Children may wish to carry out their own research related to the unit of work we are completing in class and then share it with the rest of the class.

If your child is unable to complete their homework at home for a particular reason, school laptops are available for your child to use during break or lunch times.




Please make sure you join our class Seesaw as soon as your child brings home the joining information.

We use Seesaw to share learning and experiences during the year. Children love it when you like and comment on the work they share.

Seesaw is also great to keep you updated with any events in school or little reminders about what the children may need from day to day.

The private message option is very handy if you need to let me know about anything regarding your child. I will always try to reply as soon as I can.

Please do not use Seesaw to report absences as I may not always get to check it when I am teaching. Please email or phone the school office before 8:55am to report pupil absence.



If you would like any further information, please message me on Seesaw or catch me at the end of the school day.

Likewise if you have any concerns, please get in touch sooner rather than later so that we can do our best to get them sorted for you.

Diolch